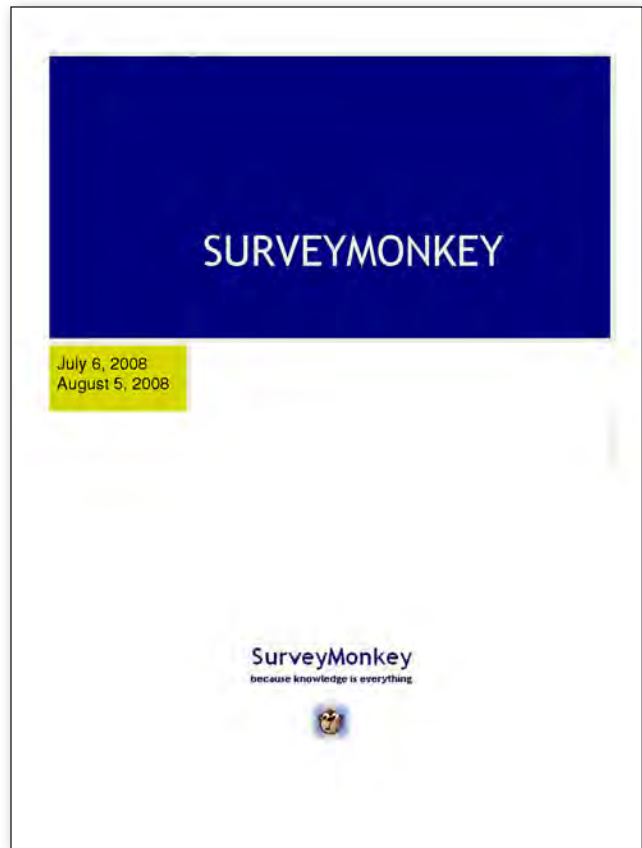
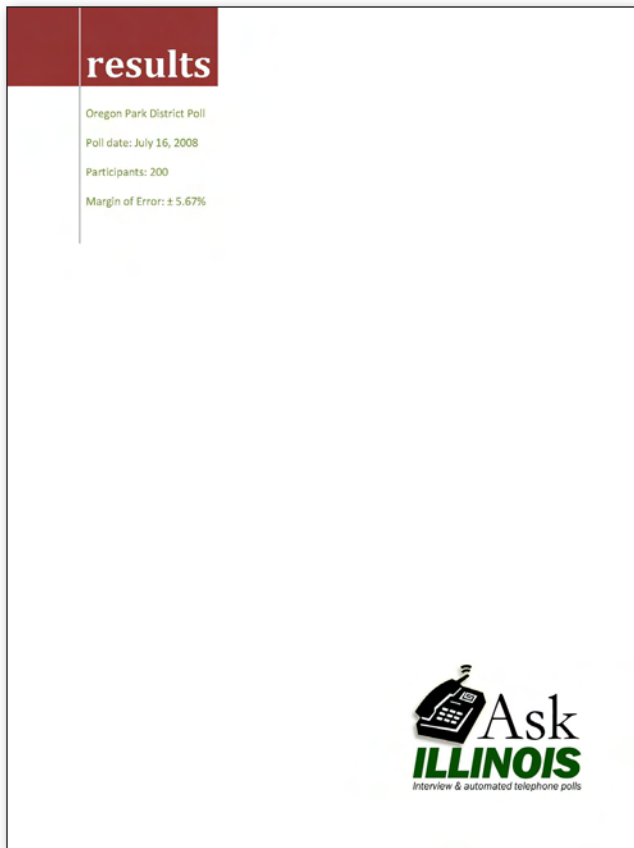



# Chapter 9: Needs Assessment

The Oregon Park District during the month of July, provided citizens of the Park District the following surveys for public input of recreational need. The Park District conducted the following Surveys and public meetings during these dates for the public to have an opportunity to voice their concerns and recreational needs.



**Recreation Needs Assessment Survey:** 

Telephone Survey	July 16, 2008
On-Line Survey	July 6th - August 5, 2008
Paper Survey (Phone Survey)	July 6 - Aug. 5, 2008
Paper Survey (On-line Survey)	July 6 - Aug. 5, 2008
Public Open House	July 22, 2008
Public Presentation	August 12, 2008



# Oregon Park District Survey:

A summary of the Park District's Recreational Needs Survey provided the following statistics for level of satisfaction, recommendations, and priorities.

The ability to extract detailed information is unique to each type of survey. To be effective, some questions had to be modified or reformatted for time constraints of a telephone survey. Therefore, questions of similar topic from each type of survey are grouped together for interpretation. Survey topics included:

## Survey Demographics

User Satisfaction, Conditions, and Convenience

Program Participation and Satisfaction

Top 3 Current Park Uses

Park Visitation per Month

Park Visitation and Transportation

Park Security

Land Acquisition

Park Improvements

Trail Priorities

## Survey Demographics (ALL)

### Gender:

Male	153
Female	229
Not Identified	4

### Age Groups

under 17	16
18 to 35	60
36 to 55	177
56 to 70	82
over 70	58

### Residents

City of Oregon	183
Northeast of Oregon	44
Southeast of Oregon	46
Northwest of Oregon	52
Southwest of Oregon	21
Non Resident	31

### Total Survey Accuracy:

Estimated Population	8000
Total Surveys Collected	388
Estimated Confidence	95%
Estimated Margin of Error	+/- 4.9%



# Oregon Park District Survey: (cont'd)

## User Satisfaction, Conditions, and Convenience

### Overall Satisfaction of Recreation

Exceptional	149	★
Acceptable	191	
Poor	21	
Unsure	9	

### Park Conditions

Excellent	246	★
Good	116	
Need Improvement	11	
Unsure	6	

### Convenience of Parks

Very Convenient	283	★
Somewhat Convenient	88	
Not Convenient	7	

92% **EXCEPTIONAL** or **ACCEPTABLE** recreation rating

95% Indicate that parks are in **EXCELLENT** or **GOOD** condition

75% Indicate that parks are **VERY CONVENIENT**

## Program Participation and Satisfaction

### Participation of Programs a Month

Did not Participate	106	
1 to 3	125	
4 to 6	59	★
7 to 10	20	
More than 10	35	

### Increase Programming?

Strongly Support	92	★
Mildly Support	98	
Do not Support	39	
Unsure	11	

69% **PARTICIPATE** in park programs

79% **MILDLY** or **STRONGLY** support an **INCREASE** in programming

92% Indicate an **EXCEPTIONAL** or **ACCEPTABLE** program rating

### Overall Satisfaction of Programs

Exceptional	149	★
Acceptable	191	
Poor	21	
Unsure	9	

# Oregon Park District Survey: (cont'd)

## Program Participation and Satisfaction

When specifically asked to identify what programs individuals participated in OPD programs, the following results and comments were inventoried.

Aquatics	30.8%
Field Trips	27.5%
Baseball League	17.8%
Aerobics Class	16.8%
Did not part. in programs	16.8%
Softball League	15.9%
Educational Class	15.0%
Basketball League	13.1%
Yoga Class	5.6%
Self Defense	2.8%
Dance	0.0%
Other (please specify)	(25)



### Top 4 Utilized Program Types:



- Aquatics
- Field Trips
- Sport Leagues
- Exercise/Aerobics

### Programs provided by other recreational facilities:

1. Walking for exercise
2. Et
3. Use the nash center and run trails
4. Fitness
5. Soccer programs
6. After school program, summer camps
7. Soccer
8. Personal training
9. Speed camp
10. Volleyball
11. Soccer
12. Rock river center classes/programs
13. Tuesdays at park west, plant sale, farmer's market
14. Exercise equipment
15. Tumbling
16. Fitness center
17. Before and after school
18. We make extensive use of the weight room at nash
19. Adult volleyball league
20. Et - this is a life saver for me!
21. None this year
22. Boxing.
23. Sand volleyball
24. Fitness equipment
25. Concerts in the park

1. Library time at Oregon Library for toddlers, Oregon Park District did not offer it.
2. Soccer program - due to current volunteer soccer coach - we decided to try another town's team.
3. Softball beyond 8th grade - unavailable
4. Dance classes and field trips offered thru other area businesses would like to see more weekend chicago activities open up to our district
5. Traveling soccer -- higher level of coaching and play.
6. Baseball camp over spring break in Byron
7. Byron Park District - 7th & 8th grade basketball league tball (Oregon will not offer until after kindergarten, Byron offers at age 4), indoor soccer for 4-6 yr. Old (Oregon doesn't offer), basketball league at Westood in Sterling (Oregon doesn't offer)
8. Indoor soccer league - not offered her at all.
9. Byron Park District - because we live in Byron
10. 4-H program
11. We support the Rock River Center and Oregon Park District programs. Melody does a wonderful job.....And has such a variety of programs.
12. Field trips to baseball games. Destination not what we wanted or just at the wrong time for us.
13. Outdoor swimming parks that are more suitable for families with multiple children of differing ages and swimming abilities.
14. Youth sports league
15. Basketball and baseball offered by YSL in Oregon.
16. Music for toddlers, there is not a specific music class offered for toddlers library time, nice to have something weekly for my toddler
17. Trips to plays in Chicago, Milwaukee. More baseball games.
18. Our son 14 yrs old, participated in baseball in Mt. Morris. He was asked by some of his freinds from Mt. Morris to join their team. It actually was somewhat inconvenient for the family due to practices and games being held in Mt. Morris and we live south of Oregon.
19. Swim team - Rochelle
20. Indoor soccer - not offered
21. Have visited the Quarter Pool a lot since the hours are right and so is the price. Would be willing to pay a higher price for a better outdoor public pool
22. Baseball, soccer
23. Walleyball league - no program currently.

# Oregon Park District Survey: (cont'd)

## Top 3 Current Park Uses

<b>Kiwanis Park</b> Nature Watching Fishing Picnic	<b>Fairgrounds Park</b> Trails Playgrounds Exercise	<b>Williams Park</b> Nature Watching Picnic Programs	<b>Park West</b> Trails Programs Playgrounds
<b>Mix Park</b> Playgrounds Picnic Exercise	<b>Park East</b> Playgrounds Sports Courts Nature Watching	<b>Lions Park</b> Sports Courts Playgrounds Programs	<b>Blackhawk Center</b> Programs Sports Courts Exercise
<b>Carnation Park</b> Nature Watching Fishing Trails	<b>Veterans Prairie</b> Nature Watching Trails Programs	<b>Pioneer Park</b> Picnic Exercise Nature Watching	<b>Nash Recreation Center</b> Exercise Programs Swimming

**Top 3 Current Park Uses:**

- Nature Watching
- Playgrounds
- Trails/Exercise/Picnic/Programs

## Park Visitation per Month

	Never	1 to 4	5 to 8	9 to 12	More than 12
Williams Park	87	4	2	0	2
Pioneer Park	86	3	2	0	4
Carnation Park	75	16	3	0	3
Veterans Prairie	73	10	6	2	4
Lions Park	38	20	4	0	2
Kiwanis Park	56	35	4	0	3
Park West	8	48	19	12	16
Park East	28	51	12	4	3
Fairgrounds Park	35	41	11	4	10
Mix Park	34	52	7	3	3
Blackhawk Center	21	48	7	7	17
Nash Recreation Center	8	31	16	17	37

Note:  
Statistics shown do not reflect total park usage, it only indicates a trend based on input. Due to tourism and those that did not take the survey, true utilization of parks can not be determined.

**3 Most Visited Parks:**

- Park West
- Park East
- Fairgrounds & Mix Park

**3 Least Visited Parks:**

- Williams Park
- Pioneer Park
- Carnation Park

# Oregon Park District Survey: (cont'd)

## Program Visitation and Transportation

### Mode of transport to parks:

Walk/Bike	69
Car	172

**28%** of residents either walk or bike to parks

### What type of transportation do you use when visiting district parks?

	Walk/Bike	Car
Park West	40	86
Mix Park	30	70
Park East	5	88
Fairgrounds Park	37	54
Carnation Park	9	37
Kiwanis Park	16	45
Lions Park	11	27
Williams Park	0	16
Pioneer Park	1	16
Veterans Prairie	7	23

### Walking & Biking

Walking and biking to parks that do not offer a variety to amenities is low

### 3 Parks Most Visited by Bike/Walking:

- Park West
- Mix Park
- Fairgrounds Park

### 3 Parks Most Visited by Car:

- Park West
- Park East
- Mix Park

### 3 Parks Least Visited by Bike/Walking:

- Park East
- Williams Park
- Pioneer Park

### 3 Parks Least Visited by Car:

- Williams Park
- Pioneer Park
- Veterans Prairie

## Recreation Center Visitation and Transportation

	Walk/Bike	Car
Nash Recreation Center	40	86
Blackhawk Center	30	70

# Oregon Park District Survey: (cont'd)

## Park Security

### How secure do you feel in the parks within your district?

	Very Secure	Secure with Family	Unsafe	Not Sure
Kiwanis Park	33	31	0	58
Lions Park	27	16	0	36
Fairgrounds Park	60	33	0	35
Mix Park	58	38	2	31
Carnation Park	21	27	3	71
Williams Park	19	13	1	89
Park East	45	43	2	34
Pioneer Park	18	13	0	90
Veterans Prairie	23	16	0	82
Park West	76	39	1	13
Blackhawk Center	94	19	0	15
Nash Recreation Center	112	20	0	2

## Land Acquisition

### How much do you support land acquisition in various areas?

	Strongly	Mildly	Somewhat	Do not
Along the Rock River	35	28	9	27
Within Oregon	20	25	12	35
Northeast of Oregon	14	29	12	37
Northwest of Oregon	13	29	14	36
Southeast of Oregon	11	30	15	36
Southwest of Oregon	12	28	15	35

### How much do you support land acquisition in general?

Strongly support	46
Mildly support	80
Do not support	101
Unsure	14

**52% MILDLY or STRONGLY** support land acquisition especially land adjacent to the Rock River or within the City of Oregon.

# Oregon Park District Survey: (cont'd)

## Park Improvements

When asked to specifically identify or select their #1 way to improve each park, and the # 2 way to improve each park provided the follow top (2) results per question.

### #1 Requested Improvements to Parks

**Kiwanis Park**  
No Changes  
Lighting/ Picnic Shelter

**Mix Park**  
No Changes  
Parking

**Carnation Park**  
No Changes  
Picnic Shelters

**Williams Park**  
No Changes  
Playground

**Pioneer Park**  
No Changes  
Playground

**Lions Park**  
No Changes  
Parking

**Fairgrounds Park**  
No Changes  
Lighting

**Park East**  
No Changes  
Lighting

**Veterans Prairie**  
No Changes  
ADA Access

**Park West**  
No Changes  
Drinking Fountain/  
Picnic Shelter

**Blackhawk Center**  
No Changes  
Parking

**Nash Recreation Center**  
No Changes  
Parking/ Sports Courts

### #2 Requested Improvements to Parks

**Kiwanis Park**  
No Changes  
Drinking Fountain

**Mix Park**  
No Changes  
Drinking Fountain

**Carnation Park**  
No Changes  
Lighting

**Williams Park**  
No Changes  
Picnic Shelters

**Pioneer Park**  
No Changes  
Drinking Fountain

**Lions Park**  
No Changes  
Lighting

**Fairgrounds Park**  
No Changes  
Sports Courts

**Park East**  
No Changes  
Parking

**Veterans Prairie**  
No Changes  
Parking/ Lighting

**Park West**  
No Changes  
Picnic Shelters/  
Drinking Fountain

**Blackhawk Center**  
No Changes  
Picnic Shelter

**Nash Recreation Center**  
No Changes  
Parking

### #1 Requested Improvements (Top 3)

Lighting  
Parking  
Picnic Shelters

### #2 Requested Improvements (Top 3)

Parking  
Lighting  
Drinking Fountain/Picnic Shelters

# Oregon Park District Survey: (cont'd)

## Park Facilities

---

### What are the two most important topics?

Improve quality of existing parks.  
Develop new amenities.

### Develop new sport fields?

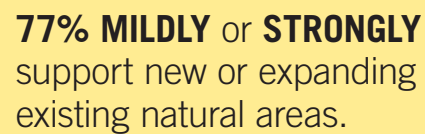
Strongly support	67
Mildly support	88
Do not support	67
Unsure	19

### Develop new playgrounds and picnic areas?

Strongly support	80
Mildly support	95
Do not support	58
Unsure	9

### Support development of natural areas?

Strongly support	124
Mildly support	140
Do not support	58
Unsure	19



**77% MILDLY or STRONGLY** support new or expanding existing natural areas.

### Written Suggestions:

1. I would like to see additional playground equipment at Park West that would be geared towards the younger children (under 6)
2. Make indoor facilities soccer friendly & just as accessible as basketball or volleyball.
3. I love the bronze art at the parks. The fountain at Mix Park is terrific too.
4. Park West could use a multi-use building for rentals and programs with air conditioning/heat.
5. Better vending machines at all parks.
6. All the parks need to have soap and water and something to dry your hands
7. I would love to see an area similar to Byron where we had a splash water area and batting cages.
8. Trails are low quality and usually find litter along river bank. I would improve turf along river and turn the ground on the west side of the trail into natural grass.
9. Trails to the new senior center
10. Improve Park East restrooms
11. New benches at the playground in Mix Park that are out of the direct sun light.
12. New lights at Lions Park or an electric upgrade
13. Lights for the Soccer Field
14. Bathrooms closer to the baseball diamonds at Park West
15. Cut the small trees that grow wild out of the grassy area at the bottom of sledding hill in Park West every fall.
16. Make use of the old batting cage in Park West... put a shelter on the concrete slab.
16. I would like to see water fountains that have a pump on them...like the old fashion well pumps.
- 17 No dogs allowed in any park! I have stepped in poop too many times, on soccer fields etc.

# Oregon Park District Survey: (cont'd)

## Trail Priorities

	High Priority	Medium Priority	Low Priority	No Priority
Trails on OPD Parks	30	43	14	19
Trails to connect OPD	37	37	11	21
Trail from Oregon to Byron	30	27	19	29
Trail from Oregon to Mt Morris	37	34	12	23
Trail from Oregon to Polo	17	16	27	45
Trail from Oregon to Grand Detour	23	22	24	37
Trail from Park East to Lowden SP	29	35	20	21
Trail from Park East to Lowden Miller SP	20	29	28	27
Trail from Park West to White Pines FSP	31	33	16	25
Trail from Carnation Park to Castle Rock SP	21	34	19	30



### Top 5 Trail Priorities (high + medium)

- (74) Trails to connect OPD Parks
- (73) Trails on OPD Parks
- (71) Trails to Mt. Morris
- (64) Trails to Lowden State Park
- (64) Trails to White Pines Forest SP.

### Trails to State Parks and local communities?

Strongly support	114
Mildly support	66
Do not support	53



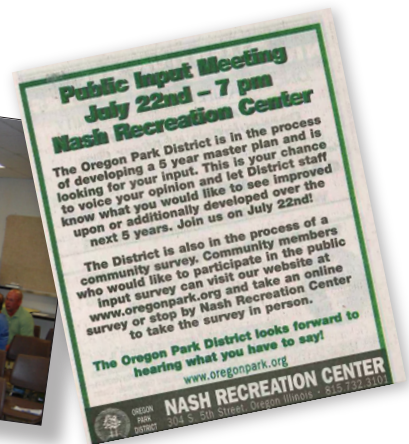
**74% SUPPORT** regional trails to local State Parks and local communities

## Public Input Meeting

A Public Open House was held for the Needs Assessment Survey on July 22, 2008 from 7:00 to 9:00 PM., This meeting was an open forum in which the general public could look at the entire districts inventory and amenities and make their recreational needs and recommendation to the Park District. Guests of the meeting had the opportunity to write down the comments and then vote on each park's recommendation.

### Topics discussed included:

- Park Improvements and Priorities
- Park Program suggestions
- Trail Priorities
- General Comments



### Park district seeks input

The Oregon Park District held a meeting July 22 in order to get direct feed back from the community on where they would like to see the district concentrate its efforts in the future.

A group of 20 community members were given the opportunity to list what they would like to see improved or added to the district's parks as part of the park district's master plan. The park district has already finished a phone survey, and has a survey on its website in order to continue to compile community input.

"It's about where the community wants to go, and how the park district can help," said park district director Jim Coutts.

To take the survey go to the park district's website at [oregonpark.org](http://oregonpark.org).

The deadline for surveys is the end of the month.

# Oregon Park District Survey: (cont'd)

## Park Improvement Priorities

<b>All Parks in General</b> (Entry Signs)	8	★
<b>All Parks in General</b> (Way Finding)	5	
<b>Park West (PW)</b>		
Tennis court lights	7	★
Batting net / no machine cage	6	
Swim pool - Olympic - in ground	5	
BMX / skate park	5	
Path on Hawk Drive (complete the path) - Get off road	4	
Real potty at soccer fields	3	
Batting cages / hitting machine	2	
Lighted soccer field(s)	1	
<b>Park East (PE)</b>		
Ice skating rink	7	
More riverside parking	6	
Parking - baseball	5	
Permanent restrooms	3	
<b>Fairgrounds Park (FP)</b>		
Lighting overall	7	
Disc golf course	5	
Update baseball field	4	
<b>Blackhawk Center (BP)</b>		
(OR) Nash Rec Center - Indoor soccer courts	9	★
Increase use for public hours	7	
More badminton	0	
<b>Nash Rec Center (NP)</b>		
Outdoor pool to replace city pool	16	★
More basketball courts	4	
Separate Men's-Women's fitness area	4	
More color and "warmth" in common areas	2	
<b>Carnation Park (CP)</b>		
(OR) Kiwanis Park - Lighted river walk	14	★
Landscaping / grass / trees	9	
Small playground	7	
Lighting	6	
Playground area	3	
Better parking / lot / trail / driveway	2	
<b>Kiwanis Park (KP)</b>		
Permanent potty	6	
Walkway extending to top of dam	3	
Port-A-Potty	0	
<b>Lions Park (LP)</b>		
Trail connecting to PW	8	
Needs parking	5	
<b>Pioneer Park (PP)</b>		
Playground area	8	
Ball diamond	7	
<b>Veterans Prairie</b> No Comments		
	0	
<b>Williams Park (WP)</b>		
Add playground equipment	9	★
Signage at entry	7	
Parking / lighting	3	
Underused - lack of development	3	



### 6 Top Priorities

- New outdoor pool
- Riverwalk (Carnation or Kiwanis)
- Indoor soccer
- Signage/landscape
- Skate park
- Batting cages

# Oregon Park District Survey: (cont'd)

## Park Program Suggestions

---

Agilities/ Skills Camp / Football 10-18  
Conditioning / Off-season / Cross Trail Classes  
Recreation for the 45, 55, 65, 75, and 85 year old generations  
Tourneys - All Sports / Prizes  
Coach Pitching - Baseball  
Increase programs with Rock River Center  
Indoor Soccer League (Blackhawk)  
Canoeing / Kayak / Fishing  
Water Safety  
Bike Club

## Trail Priorities

---

Highest Priority – Trail to White Pines Forest State Park  
High Priority – Trails to other communities  
Priority – Trails to OPD sites  
Low Priority – Trails on OPD sites

NOTE: There was an overall consensus that trails in general are very important and there was a tremendous amount of support for OPD to collaborate with local agencies to unite resources and funding to build trails.

## General Comments

---

Are there standards for the layout of parks (grid)?

Are there opportunities to annex to enlarge park boundary?

Alignment of park district, school districts, and various jurisdictional agencies is difficult due to policy/ purpose/ and programming and funding.



### Top 5 Trail Priorities (high + medium)

- Trail to White Pines Forest SP.
- Trail to Communities
- Trails to connect OPD Parks
- Trails on OPD Parks
- Important Priority to link Oregon to trails that connect to the Grand Illinois Trail (G.I.T.)



## OVERALL SURVEY SUMMARY

The Recreational Needs Assessment Survey process of the Master Plan indicates clear support for:

- **Improvement of current parks amenities**
- **Development of trails on and to OPD Parks**
- **Enhancement of natural areas**

Acquisition of land:

- **Along Rock River**
- **Within city limits of Oregon**